



ALWATANYA PRIVET UNIVERSITY

Research Title : Laser in Dentistry

**NAME: HIBA EZZAT ALEZZI
DOCTOR: ALAA NASEF**



Introduction

Laser in dentistry is considered one of the latest technologies that have introduced significant improvements in this field. The use of lasers provides great assistance in improving the quality of dental treatments, including high accuracy in treatment, reducing pain and bleeding, accelerating the healing process, and improving the aesthetic result of the teeth. This technology is an important step towards a more advanced and comfortable future in the field of dentistry, where patients can benefit from less difficult and more effective treatments.

Basic information: What is a laser device, how to use it, and its most important functions, such as gum surgery, improving nerve damage in teeth, cosmetic dental treatments, and information about the PBM laser panel. Basic information: What is a laser device, how to use it, and its most important functions, such as gum surgery, improving nerve damage in teeth, cosmetic dental treatments, and information about the PBM laser panel.

First: Methods used to identify the locations of the injury and treat it with a laser device in dentistry

- 1 General laser imaging: Helps identify areas affected by inflammation or decay
- 2 Precision laser imaging: Helps identify affected areas more accurately
- 3 Deep laser imaging: Helps identify areas that are not clear when imaging
- 4 Bio-laser imaging: Helps identify areas that need immediate treatment
- 5 Optical laser imaging: Helps identify affected areas based on the change in the color of the teeth



How to use a laser device in dentistry:

- 1 Diagnosis and preparation: Examine the mouth and diagnose the condition. This step may include taking an X-ray
- 2 Local anesthesia: Sometimes the doctor may need a local anesthesia to relieve pain or discomfort
- 3 Operating the laser: Operating the laser and following the information in the device manual
- 4 Preparing the mouth: Make sure to clean the mouth well before using the laser. You can use toothpaste and a brush to remove plaque
- 5 Using the laser: Gently move the laser over the teeth and gums, starting from the outer teeth then the inner teeth Making sure to cover all surfaces
- 6 Checking the result: After using the laser, you may notice an improvement in the color of the teeth and a reduction in plaque
- 7 Maintenance: Changing the battery and cleaning the laser well to maintain its efficiency
- 8 Prevention and care: After treatment, the doctor can provide advice on oral care and prevention of future problems



- **First, gum surgery with a laser device :**

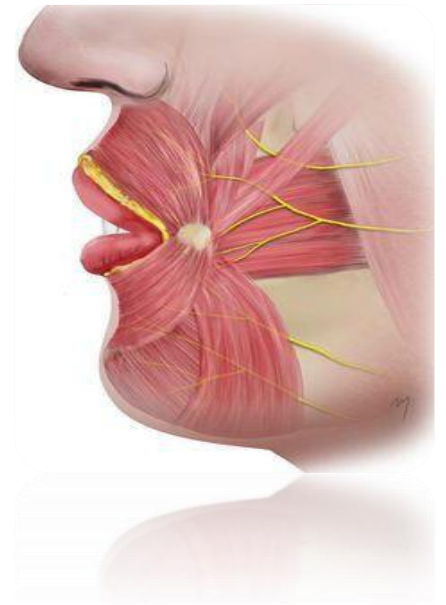
Laser gum surgery is a traditional method It uses laser waves to stimulate gum growth and improve its appearance. This method is painless and requires a short recovery time. It can help improve the overall appearance of the mouth and boost self-confidence. The laser waves work by increasing blood flow to the gums, which helps stimulate the growth of new tissue.



Second, improve nerve damage in the mouth using a laser device.

Second, improve nerve damage in the mouth using a laser device.

It is a process that relies on using spectral waves to stimulate the missing tissues and improve blood circulation in the affected area. This treatment can help improve feeling and function in the mouth, especially in cases of damage resulting from cancerous tumors or nerve injuries.



Third, PBM (Photobiomodulation)

Laser Plate Third, PBM

(Photobiomodulation) Laser Plate

It is a type of laser treatment that aims to improve healing and reduce swelling and pain in the tissues. The plate works by delivering spectral waves to the tissues, which helps stimulate the growth of new tissue and reduce damage and irritation. It is a type of laser treatment that aims to by delivering spectral waves to the tissues, which helps stimulate the growth of new tissue and reduce damage and irritation.

Fourth: Cosmetic dentistry treatments using laserFourth: Cosmetic dentistry treatments using laser

Laser teeth whitening is a procedure that uses laser beams to improve the appearance of teeth.

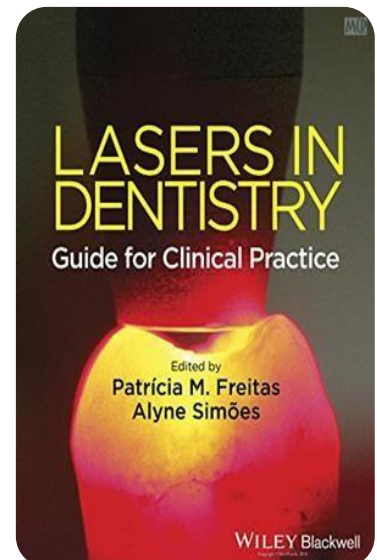

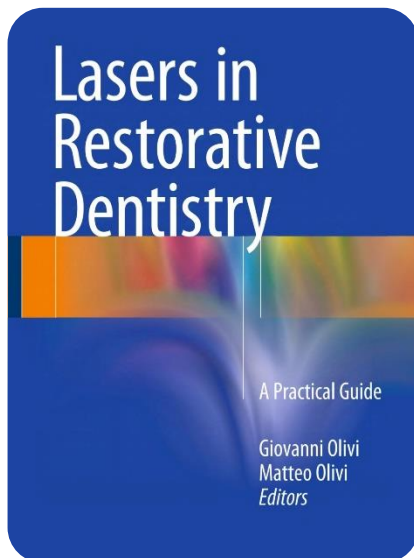
There are several ways to beautify teeth with laser: 1 0 Color beautification: Laser is used to improve the color of teeth and make them more prominent and pure. 0 2 0 Shape beautification: Laser can be used to improve the shape of teeth and make them more harmonious and consistent. 0 3 0 Edge beautification: Laser is used to improve the edges of teeth and make them more straight and tidy. 0 4 0 Crooked teeth beautification: Dental laser can be used to improve the appearance of crooked teeth and make them more elegant. 0



the reviewer :

Laser Dentistry : A Guide to the use of laser in dental practice ♦ 1

Laser Teeth Whitening : A Comprehensive Guide ♦ 2



Laser in restorative ♦ 3

dentistry

The End

